

Perth Hotel Development Pipeline Report

June 2020

Please note:

- 1. As of 2017, Perth CBD data represents an increased sample size compared to previous years.*
- 2. As of Mar 2020, global travel was impacted by the Covid-19 pandemic.*

ADR

▼ -6.1% vs
YTD Jun 2019



RevPAR

▼ -36.9% vs
YTD Jun 2019



Occupancy

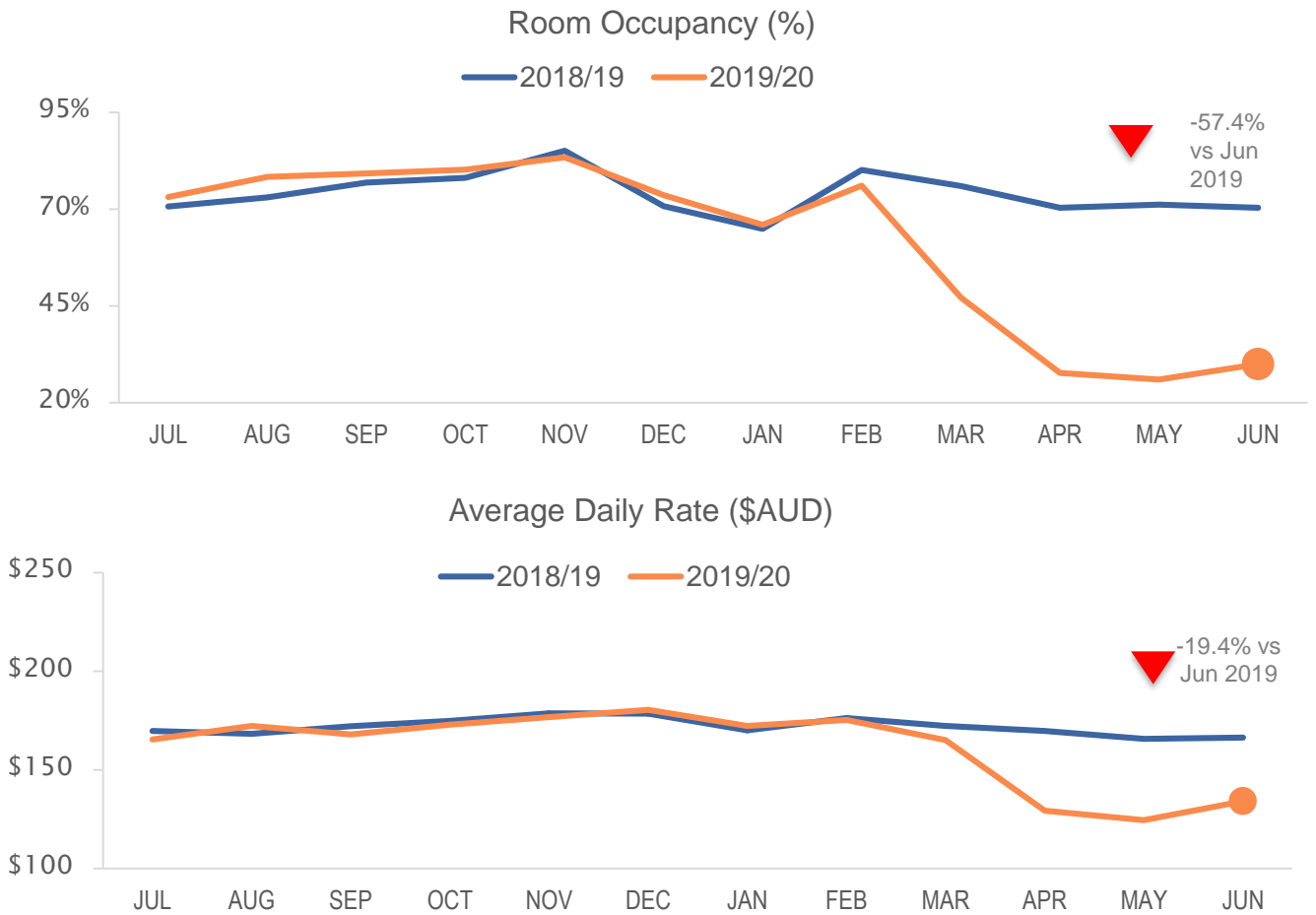
▼ -32.7% vs
YTD Jun 2019



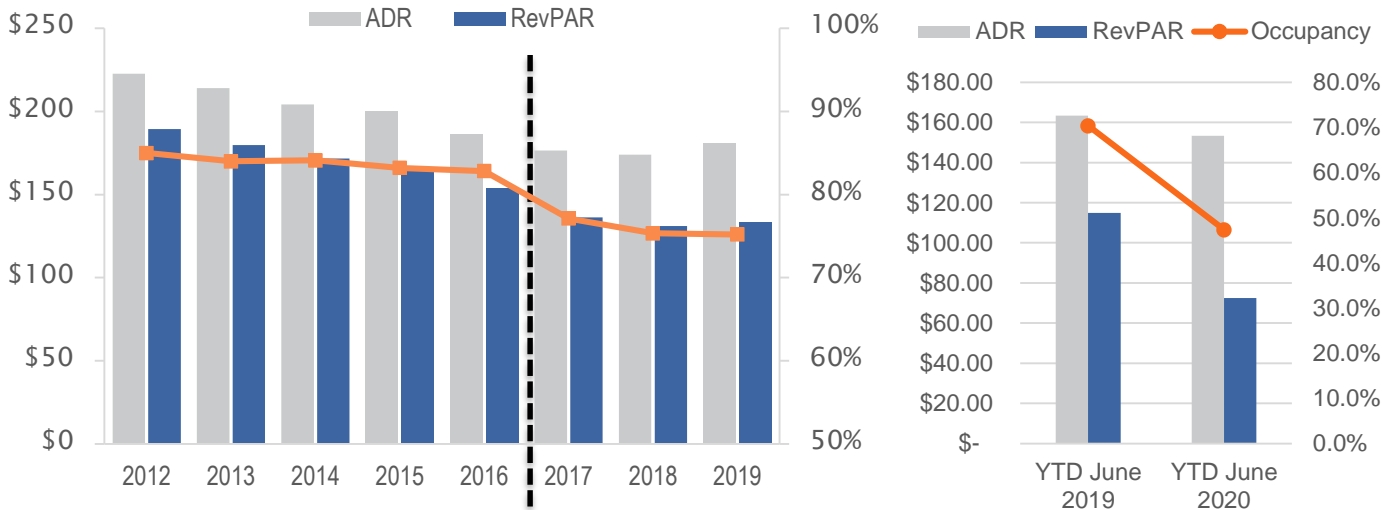
ADR – Average daily rate | **RevPAR** – Revenue per available room | **YTD** – Year to Date

Source: STR – based on a sample of Perth CBD hotels, June 2020

Perth CBD Monthly Hotel Performance



Perth CBD Annual Hotel Performance



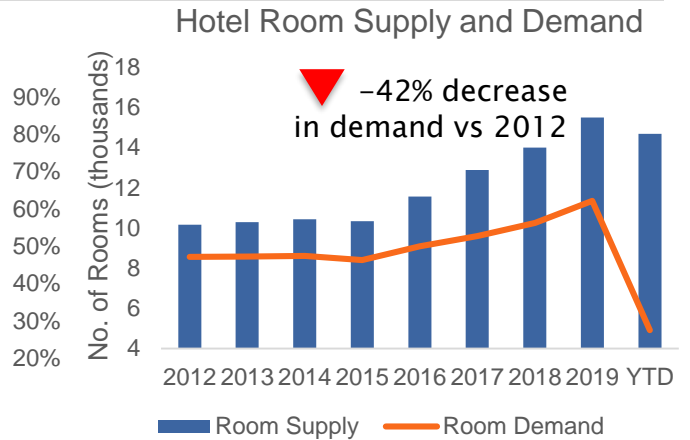
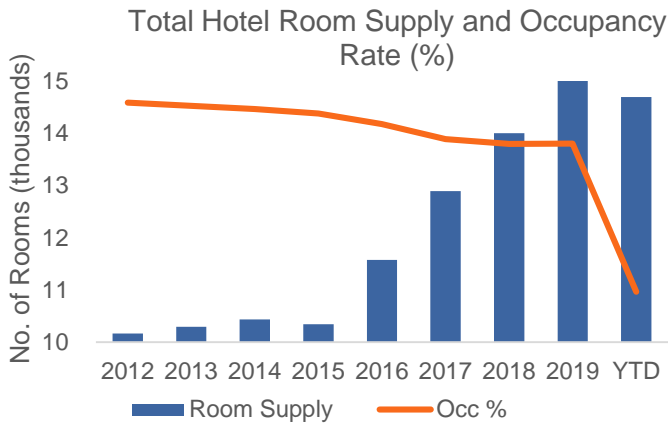
Please note: as of 2017, Perth CBD data represents an increased sample size compared to previous years

ADR – Average daily rate | RevPAR – Revenue per available room | YTD – Year to Date

Source: STR – based on a sample of Perth CBD hotels, June 2020

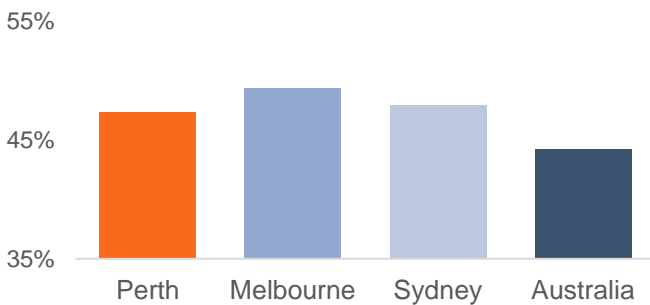


Perth and Surrounds Supply

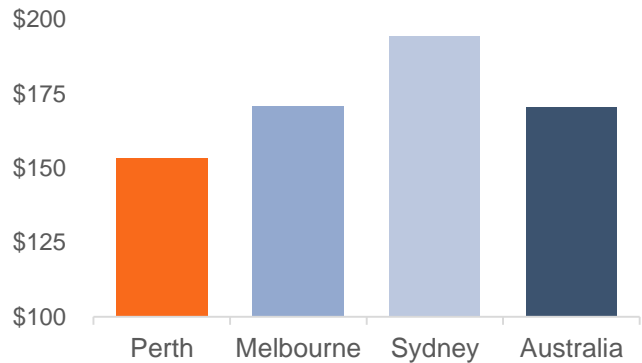


Australian Cities Comparison

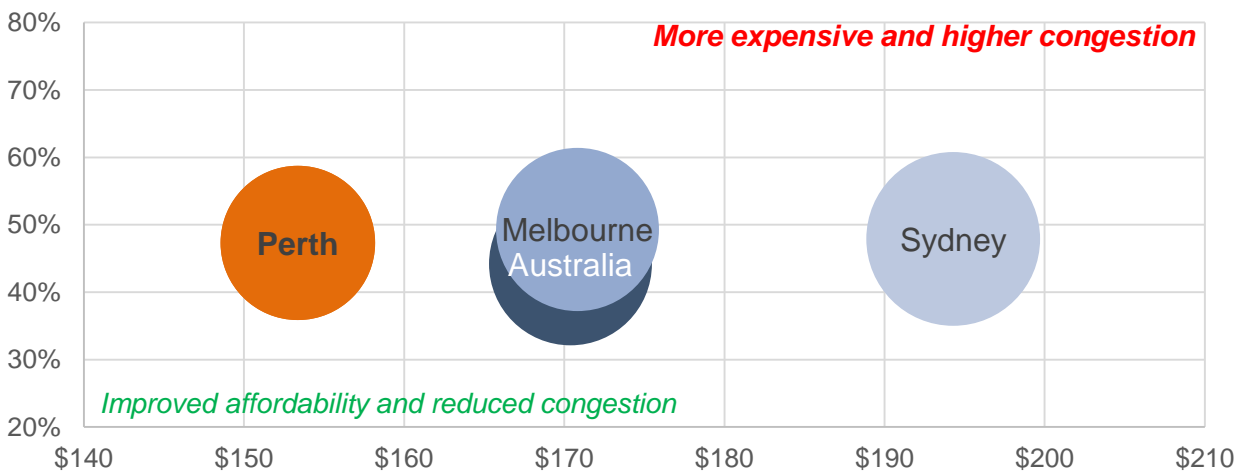
Annual Hotel Occupancy Rate
Year to Date June 2020



Annual Hotel Average Daily Rate
Year to Date June 2020



Hotel Occupancy Rate (%) and Average Daily Rate (\$) Year to Day June 2020



Perth Hotel Development Pipeline Overview

New Hotels	CBD		Greater Perth Metro		Total	
	Hotels	Rooms	Hotels	Rooms	Hotels	Rooms
Completed 2012 to date	23	3,631	13	1,152	36	4,783
Committed & Under Construction	4	1,001	6	797	10	1,798
Total	27	4,632	19	1,949	46	6,581

Redevelopments & Renovations	CBD		Greater Perth Metro		Total	
	Hotels	Rooms	Hotels	Rooms	Hotels	Rooms
Completed 2012 to date	4	579	3	339	7	918
Committed & Under Construction	1	309			1	309
Total	5	888	3	339	8	1,227

Total New or Redeveloped	CBD		Greater Perth Metro		Total	
	Hotels	Rooms	Hotels	Rooms	Hotels	Rooms
Completed 2012 to date	27	4,210	16	1,491	43	5,701
Committed & Under Construction	5	1,310	6	797	11	2,082
Total	32	5,520	22	2,288	54	7,808



Crown Towers

Source: AM:PM sourced July 2020. Republication or other re-use of this data without the express written permission of STR is strictly prohibited – Tourism WA Analysis

New Perth CBD Hotel Openings (completed since 2012)

Project Name	Year Opened	Scale	Total # of Rooms
Fraser Suites Perth	2012	Luxury	236
Baileys Serviced Apartments	2014	Independents	25
The Nest on Newcastle	2015	Independents	20
Alex Hotel	2015	Independents	74
COMO The Treasury	2015	Luxury	48
Attika Hotel	2015	Independents	22
Citylights Hotel	2016	Independents	46
Quest West Perth	2016	Upscale	72
Sage Hotel West Perth	2016	Independents	101
Quest Mounts Bay Road	2016	Upscale	71
Quest East Perth	2016	Upscale	130
Peppers Kings Square Hotel	2016	Upper Upscale	120
Crown Towers Perth	2016	Luxury	500
Tribe Perth	2017	Independents	126
The Westin Perth (FESA House)	2018	Upper Upscale	368
QT Perth	2018	Upper Upscale	184
The Sebel West Perth Aire Apartments	2018	Upper Upscale	64
Hostel G Perth	2019	Midscale	77
DoubleTree by Hilton, Northbridge	2019	Upscale	206
Ibis Styles East Perth	2019	Midscale	252
Adnate Art Series	2019	Upscale	250
Ritz Carlton	2019	Luxury	204
Novotel Perth Murray Street	2019	Upscale	435
Total Completed			3,631




Source: AM:PM sourced July 2020. Republication or other re-use of this data without the express written permission of STR is strictly prohibited – Tourism WA Analysis

PERTH HOTEL DEVELOPMENT PIPELINE REPORT

JUNE 2020

New Hotels in Perth CBD: Committed & Under Construction

Project Name	Status	Expected Completion Date	Class	Total # of Rooms
DoubleTree by Hilton, Perth Waterfront	Under Construction	Nov 2020	Upscale	229
Dorsett Hotel	Committed	Mar 2021	Upscale	250
Courtyard Perth	Under Construction		Upscale	332
EQ West Hotel	Committed			190
Total Committed & Under Construction				1,001



Hotel Refurbishments / Renovations / Rebrandings in Perth CBD

Project Name	Status	(Expected) Completion Date	Class	Old # of Rooms	New # of Rooms	Total # of Rooms
Holiday Inn Perth City Centre	Renovated	2016	Upper Midscale	181	5	186
InterContinental Perth City	Renovated	2017	Luxury	245	(5)	240
The Melbourne Hotel	Renovated	2018	Upper Upscale	33	40	73
Quay Perth (formerly New Esplanade Hotel)	Renovated	2019	Midscale	67	13	80
Parmelia Hilton Perth	Refurbishment	Sep 2020	Upper Upscale	284	25	309
Total Rooms Back on Market				526	53	579
Total Committed & Under Construction				284	25	309

- Committed hotels included in this pipeline meet the following requirements are Complete, Under Construction and/or the WA government is actively involved in the project.

Source: AM:PM sourced July 2020. Replication or other re-use of this data without the express written permission of STR is strictly prohibited – Tourism WA Analysis

PERTH HOTEL DEVELOPMENT PIPELINE REPORT
JUNE 2020

New Greater Perth Metro Hotel Openings (completed since 2012)

Project Name	Open Date	Class	Total # of Rooms
Airport Apartments By Aurum	2013	Upscale	52
Hougoumont Hotel - Stage One	2013	Upper Upscale	37
International On The Water	2014	Upper Upscale	100
Quest Rockingham	2015	Upscale	96
Seashells Fremantle	2016	Upscale	24
Quest Fremantle	2016	Upscale	122
Aloft Perth	2017	Upscale	224
Ramada VetroBlu Scarborough Beach Hotel	2017	Midscale	52
Quest Innaloo	2017	Upscale	80
Quest Midland	2018	Upscale	102
Quest South Perth	2019	Upscale	90
Discovery Holiday Parks Rottnest Island	2019	Midscale	83
Quest Joondalup	2019	Upscale	90
Total Completed			1,152

Hotels in the Greater Perth Metro: Committed & Under Construction

Project Name	Status	Expected Completion Date	Class	Total # of Rooms
Hotel Rottnest (Samphire)	Under Construction	Sep 2020		80
Unknown, Subiaco*	Under Construction	Unknown	Upscale	168
Adina Apartment Hotel Fremantle	Under Construction	Jun 2021	Upper Upscale	141
Quest Perth Ascot	Under Construction	Nov 2021	Upscale	112
Hampton Inn by Hilton, Cockburn Central	Under Construction	Mar 2022	Upper Midscale	146
Doubletree by Hilton, Fremantle	Under Construction	Sep 2022	Upscale	150
Total Committed & Under Construction				797

* Previously expected to open as Park Regis

Hotel Refurbishments & Rebranding in the Greater Perth Metro

Project Name	Status	(Expected) Completion Date	Scale	Old # of Rooms	New # of Rooms	Total # of Rooms
Country Comfort Inter City Perth	Expanded	2015	Upper Midscale	99	62	161
Be.Fremantle	Expanded	2017	Luxury	-	24	24
Ingot Hotel Perth (rebranded Comfort Inn Bel Eyre)	Expanded	2018	Upper Midscale	75	139	214
Total Rooms Back on Market				174	225	399
Total Committed & Under Construction				0	0	0

Source: AM:PM sourced July 2020. Republication or other re-use of this data without the express written permission of STR is strictly prohibited – Tourism WA Analysis