

Shire of Carnarvon

Overnight Visitor Factsheet 2021

Prepared by Tourism WA Insights and Planning
June 2022



Overnight Visitor Summary - Shire of Carnarvon

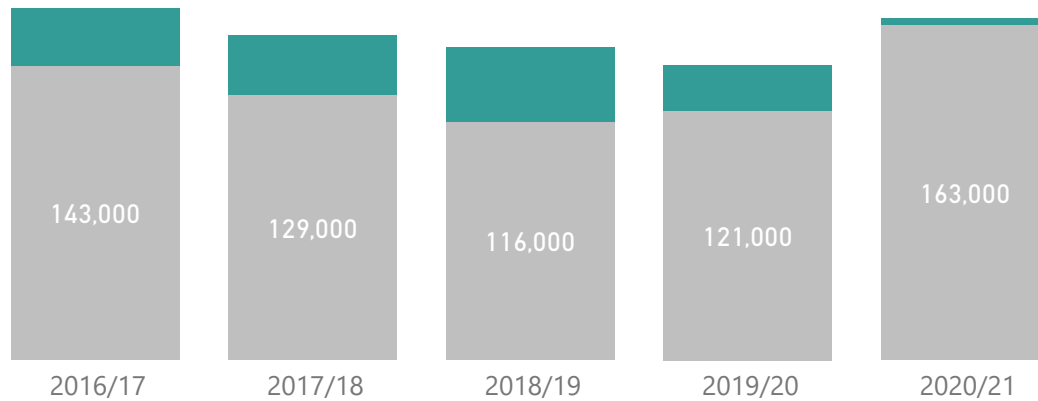
Two Year Average - 2020/21

The data in this factsheet refers to visitors who have spent at least one night in the Shire of Carnarvon Local Government Area (LGA).

Total Visitors 166,000 Annual average 2020/21	Total Visitor Nights 768,000 Annual average 2020/21	Total Spend (\$ Million) \$124 Annual average 2018/19/20/21
--	--	--

Overnight Visitor Trends - Annual Average

● Domestic ● International



Visitors

Market	2016/17	2017/18	2018/19	2019/20	2020/21
Domestic	143,000	129,000	116,000	121,000	163,000
International	28,000	29,000	36,000	22,000	3,000
Total	170,000	157,000	151,000	143,000	166,000



Nights

Market	2016/17	2017/18	2018/19	2019/20	2020/21
Domestic	678,000	627,000	494,000	526,000	734,000
International	186,000	159,000	161,000	106,000	34,000
Total	863,000	786,000	655,000	632,000	768,000

Share of Overnight Visitors - change vs. pre-COVID

● International ● Interstate ● Intrastate



Overnight Visitor Metrics



Avg. Trip Length
2020/21



Average Trip Spend
2018/19/20/21



Average Daily Spend
2018/19/20/21



Intrastate

4.5
Days

\$847

\$185



Total

4.6
Days

\$781

\$174

Domestic + International

International and interstate metrics are unable to be provided due to the small sample size.

Domestic Overnight Visitor Details - Shire of Carnarvon

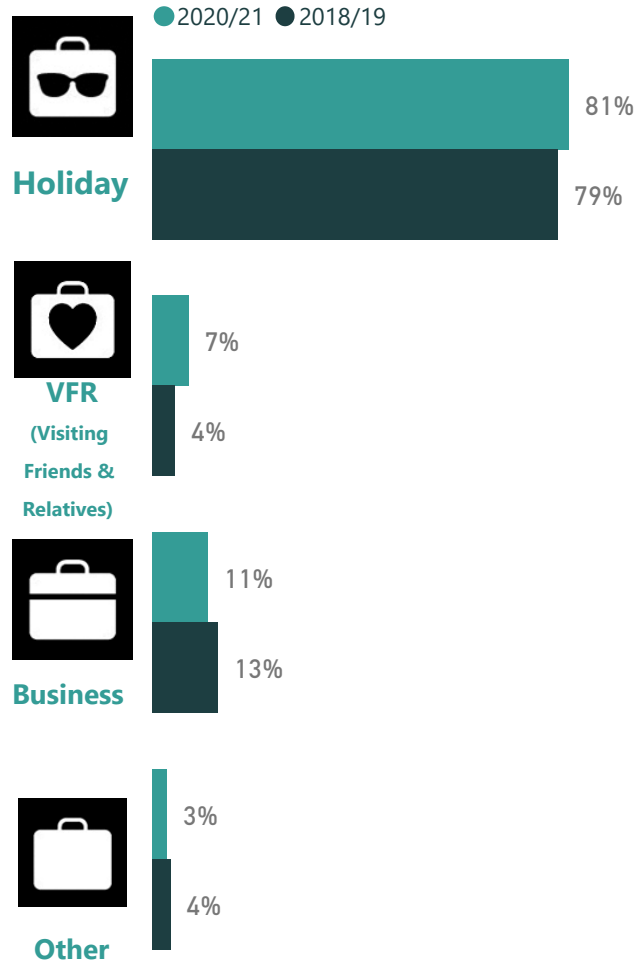
Two Year Average - 2020/21

The data in this factsheet refers to visitors who have spent at least one night in the Shire of Carnarvon Local Government Area (LGA).

Domestic Visitors
163,000
Annual average 2020/21

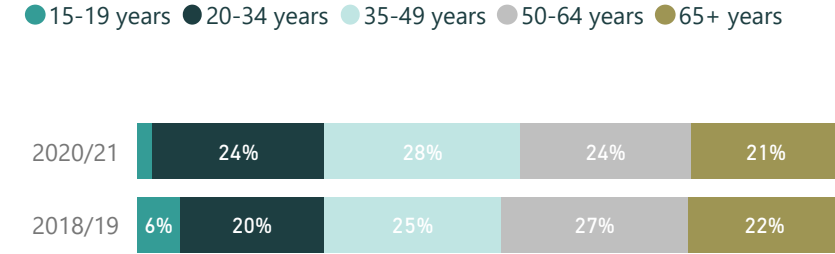
Domestic Nights
734,000
Annual average 2020/21

Purpose of Travel

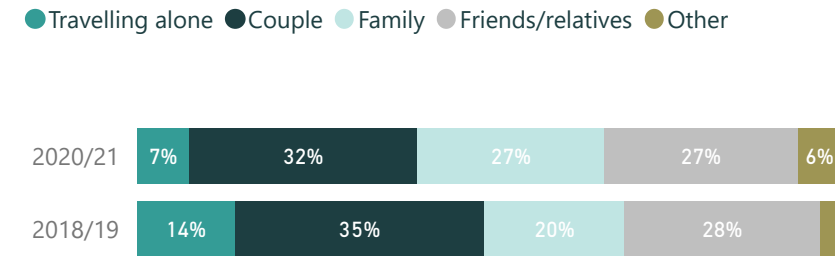


Sum of purpose may add to more than 100% as overnight visitors can visit the LGA for more than one reason.

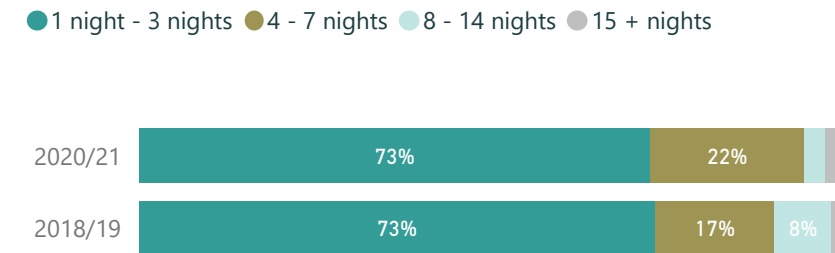
Age



Travel Party



Length of Stay

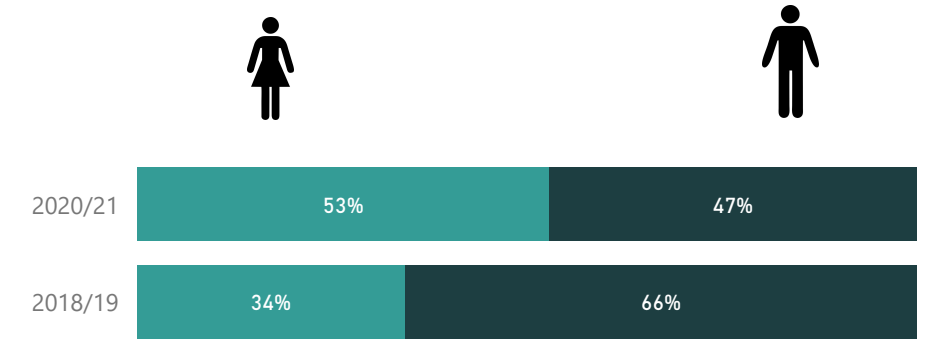


Top 3 accommodation (% of nights)



Accommodation	2018/19	2020/21
Caravan park or commercial camping ground	39%	31%
Caravan or camping - non commercial	10%	23%
Friends or relatives property	11%	17%
Hotel/resort/motel or motor Inn	9%	17%

Gender



Definitions

Domestic Visitors (Intrastate and Interstate): Australian residents aged 15 years and over who spent at least one night in the LGA.

International Overnight Visitor Details - Shire of Carnarvon

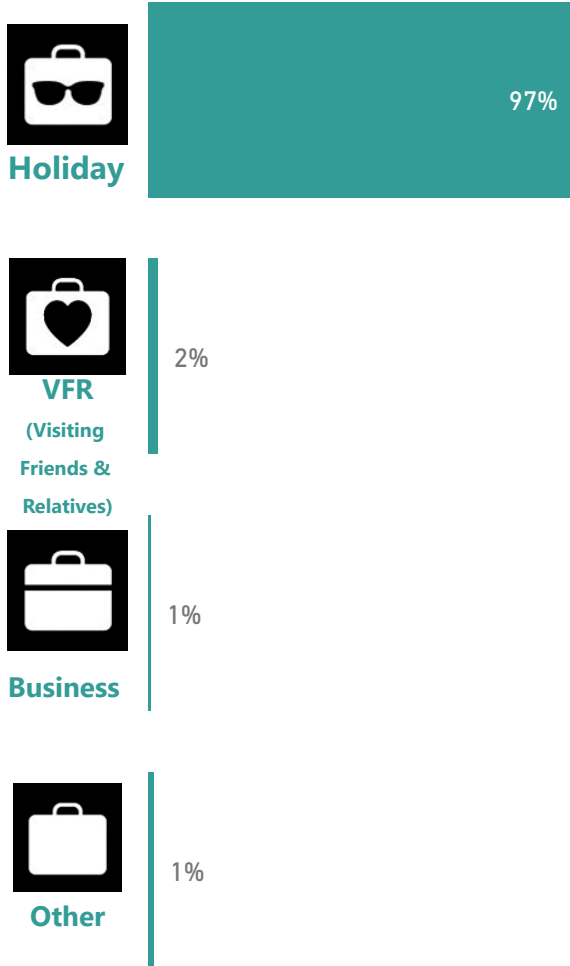
Two Year Average - 2018/19

The data in this factsheet refers to visitors who have spent at least one night in the Shire of Carnarvon Local Government Area (LGA).

Due to the small number of international visitors to WA in 2020 and 2021, it is not possible to show demographics or trip details past 2018/19.

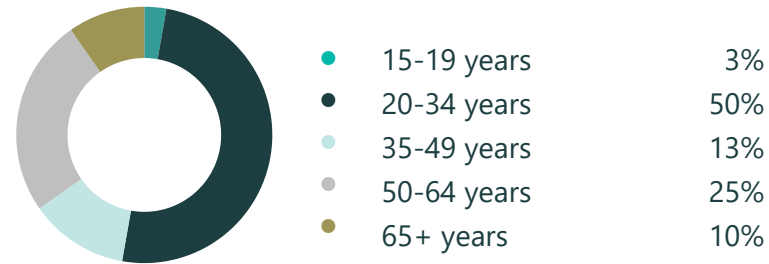
International Visitors	International Nights
36,000	161,000
Annual average 2018/19	Annual average 2018/19

Purpose of Travel

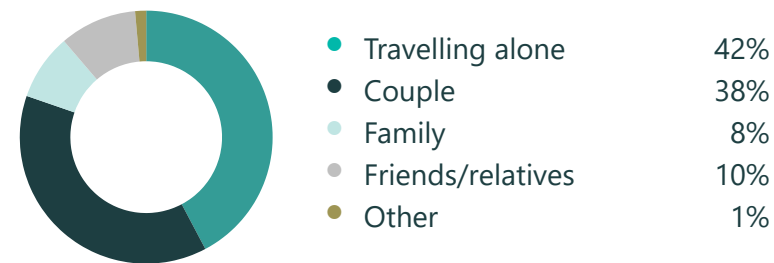


Sum of purpose may add to more than 100% as overnight visitors can visit the LGA for more than one reason.

Age



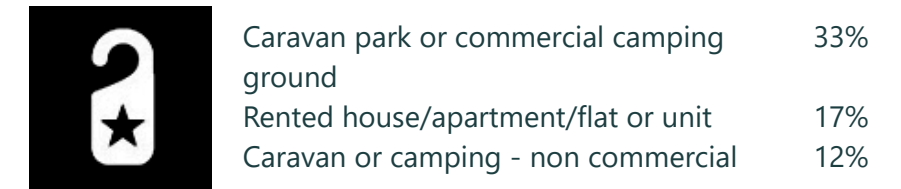
Travel Party



Length of Stay



Top 3 accommodation (% of nights)



Gender



Definitions

International Visitors: aged 15 years and over who spent at least one night in the LGA and are staying in Australia for 12 months or less.

Visitor Factsheet - Further Information

The data in this factsheet refers to visitors who have spent at least one night in the Shire of Carnarvon Local Government Area (LGA).



Important Note

All data is sourced from Tourism Research Australia's National and International Visitor Surveys (NVS and IVS).

To increase the sample size and hence improve the reliability of the data, visitor and nights estimates in this document are based on an average of two calendar years. Spend estimates are based on an average of four calendar years as per TRA reporting.

The demographics and trip details for domestic visitors have been updated to show comparisons between 2020/21 (current) and 2018/19 (pre-COVID). Due to the small number of international visitors to WA in 2020/21, only 2018/19 has been provided for international visitors. It is hoped that in future revisions of this factsheet, it will be possible to compare international visitor demographics and trip details with pre-COVID.

It is recommended by Tourism WA that the visitation statistics in this fact sheet are used in conjunction with other information sources that you have access to. This might include population statistics from the Australian Bureau of Statistics, feedback from local operators, information from local Visitor Centres, data from local councils etc.

Methodology and definition changes are made to both the IVS and the NVS from time to time. As such, estimates in this factsheet are not comparable to previous factsheets. For further information, see [NVS Methodology](#) or [IVS Methodology](#) on Tourism Research Australia's website and the [Changing Visitor Spend](#) factsheet on Tourism WA's website.

Sample Size and Confidence Intervals

Year	2018/19			2020/21			
	Market	Sample Size	95% Confidence Interval Visitors (±)	95% Confidence Interval Nights (±)	Sample Size	95% Confidence Interval Visitors (±)	95% Confidence Interval Nights (±)
Intrastate		103	24.8%	34.8%	125	19.3%	27.3%
Interstate		21	49.9%	93.4%	7	88.5%	145.2%
Domestic		124	22.3%	32.6%	132	18.9%	26.8%
International		496	11.6%	44.8%			

Note: Estimates in this factsheet need to be considered within the Confidence Intervals in this table. Data has not been provided where the Sample Size is less than 40 or the Confidence Interval is greater than ±50%.

Definitions

Domestic Visitors (Intrastate and Interstate): Australian residents aged 15 years and over who spent at least one night in the LGA.

International Visitors: International visitors aged 15 years and over who spent at least one night in the LGA and are staying in Australia for 12 months or less.

Source

Tourism Research Australia, National and International Visitor Surveys, 2021